

ZPP and Z22 double suction
axially split single-stage
centrifugal pumps



DISTRIBUIDOR AUTORIZADO

NOVATEC
FLUID SYSTEM S. A.

+57 316 4782755

CALI, COLOMBIA: Tel. (60-2) 418 4006
Cl. 69 # 7D-Bis 15 (ZIP: 76001101)

novatecfs.com

Main industries and applications

ZPP and Z22 double suction axially split single-stage centrifugal pumps are used for demanding high-capacity industrial applications to ensure process reliability, high efficiency, and low operating costs.

The range comprises over 20 sizes for each series with different impeller designs. This flexibility ensures that energy consumption is minimized throughout the complete operating range of a pump.

ZPP and Z22 pump series are designed for demanding industrial applications to pump:

- Clean and slightly contaminated liquids
- Viscous liquids
- Low-consistency fibrous slurries
- Liquids in applications with small pressure pulsations



Oil and gas



Hydrocarbon processing



Power generation



Pulp, paper and board



General industry



Chemical process industry



Water and wastewater

Features and benefits

1 Double entry impeller

- Double suction impeller, with split, staggered and skewed vanes give high efficiency and low Net Positive Suction Head (NPSH) values
- Low pulsation impellers are available, designed to meet the stringent performance requirements of paper machine head box applications
- Impeller installed on the shaft by strong interference fit without keyway in ZPP, which is easy to assemble, disassembled hydraulically

2 Axially split casing

- Heavy-duty axially split casing
- Inspection, maintenance and removal of the rotating unit is possible without disturbing the piping or motor
- Single volute for lower head and double volute for higher head applications
- Low radial loads on bearings and low shaft deflection providing extended seal and bearing life

3 Casing wear rings

- Renewable casing wear rings protect the casing from wear and assure smooth flow to the impeller improving efficiency
- Maintaining correct clearance is easy
- Wear ring locked in lower casing to prevent rotation

4 Heavy-duty shaft

- For high corrosion and wear resistance plus high strength
- Reduced shaft deflection for extended seal and bearing life
- Duplex stainless steel shaft

5 Versatile shaft sealing

Stuffing box

- External or internal sealing liquid
- Split stuffing box gland and lantern ring in ZPP with withdrawal grooves for easy service

Mechanical seal

- Different mechanical seals available
- Seals fit into the same chamber in ZPP as packings providing easier change to another type of sealing

6 Bearing unit

ZPP


- Long lifetime with high thrust spherical roller bearings, identical on both sides
- Grease or oil lubrication
- Effective bearing protection by non-contact wear-free labyrinth seals and deflector
- No adjustments needed making assembly quicker

Z22

- Long lifetime with high thrust angular contact ball bearing for axial load and deep ball bearing for radial load
- Grease lubrication as standard

7 Installation options

- Single and dual drive alternatives
- Horizontal or vertical installation gives compact installation
- Some Z22 sizes are available in angled execution



ZPP double suction axially split single-stage centrifugal pump

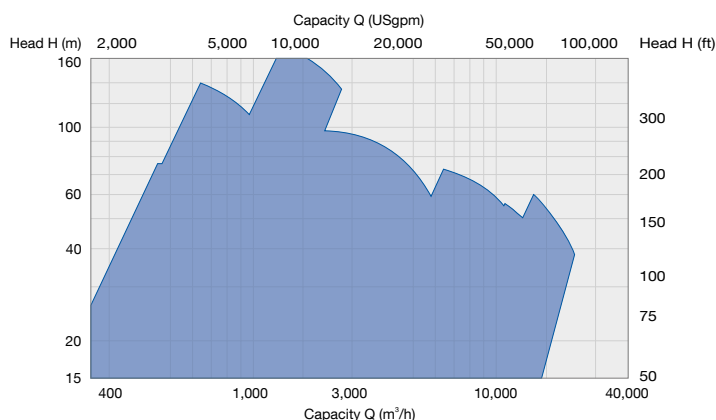
Materials

Main part	Duplex stainless steel design	Cast iron design
Volute casing	SS ASTM A890 Gr.3A	CI ASTM A48 CL 35B
Impeller	SS ASTM A890 Gr.3A	SS ASTM A 890 Gr.3A
Shaft	SS2324	SS2324
Casing wear ring	SS ASTM A890 Gr.3A	SS ASTM A890 Gr.3A
Shaft sleeve	SS2324	SS2324

Operating data

	50 Hz	60 Hz
Pump sizes	250 to 900 mm	10 to 35 in.
Capacities	up to 25'000 m ³ /h	up to 110'000 USgpm
Heads	up to 160 m	up to 525 ft.
Pressures	up to 20 bar	up to 290 psi
Temperatures depending on material and size	120°C	250°F

Performance range



Z22 double suction axially split single-stage centrifugal pump

Materials

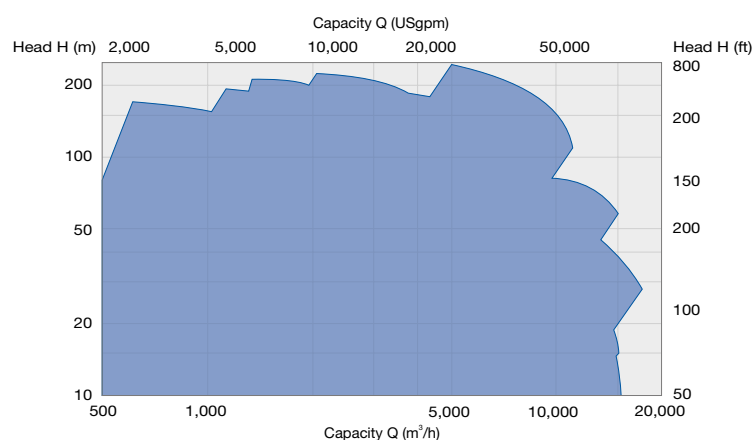
Main part	Duplex stainless steel design	Cast iron design
Volute casing	SS ASTM A890 Gr.3A	CI ASTM A48 CL 35B
Impeller	SS ASTM A890 Gr.3A	SS ASTM A 890 Gr.3A
Shaft	SS2324	SS2324
Casing wear ring	SS ASTM A890 Gr.3A	SS ASTM A890 Gr.3A
Shaft sleeve	SS2324	SS2324


Series Z22 is available in a wide range of material. Please contact your Sulzer representative for more information.

Operating data

	50 Hz	60 Hz
Pump sizes	200 to 1'000 mm	8 to 40 in.
Capacities	up to 17'000 m ³ /h	up to 75'000 USgpm
Heads	up to 220 m	up to 720 ft.
Pressures	up to 25 bar	up to 362 psi
Temperatures depending on material and size	140°C	280°F

Performance range





www.sulzer.com

E00502 en 9.2021, Copyright © Sulzer Ltd 2021
This brochure is a general presentation. It does not provide any warranty or guarantee of any kind. Please, contact us for a description of the warranties and guarantees offered with our products. Directions for use and safety will be given separately. All information herein is subject to change without notice.